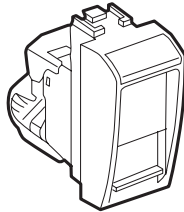
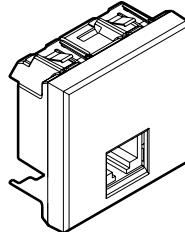


AXOLUTE Data connectors

Cat. No(s): HD4279C6A - HC4279C6A - HS4279C6A - HD4279C6 - HC4279C6 - HS4279C6 - HD4279C6S - HC4279C6S - HS4279C6S
HD4279C6F - HC4279C6F - HS4279C6F - HD4262C6 - HC4262C6 - HS4262C6 - HD4262C6S - HC4262C6S - HS4262C6S - HD4258C11N - HC4258/11N - HS4258/11N
HD4258C11D - HC4258/11D - HS4258/11D - HD4258C12D - HC4258/12D - HS4258/12D - HD4262C12 - HC4262/12 - HS4262/12
HD4238M - HC4238M - HS4238M - HD4238S - HC4238S - HS4238S - HD4268SC - HC4268SC - HS4268SC - HD4268ST - HC4268ST - HS4268ST
HD4268LC - HC4268LC - HS4268LC



HD4279C6A



HD4258C11D

CONTENTS

Page

1. Use	1
2. Range	1
3. Overall dimensions	1
4. Connection	1-2
5. Technical features	2
6. Maintenance	2
7. Standards and approvals	2
8. Performance	3-4

1. USE

Data connectors:
RJ45 - RJ11 - RJ12 - Telephone socket - Optical fiber sockets.

2. RANGE

CONNECTORS RJ45

	Type of connector	Cat.	Type of connection	Cat. Nos.
	RJ45	6 A STP	Toolless IDC	□ HD4279C6A ■ HC4279C6A ■ HS4279C6A
	RJ45	6 UTP	Toolless IDC	□ HD4279C6 ■ HC4279C6 ■ HS4279C6
	RJ45	6 STP	Toolless IDC	□ HD4279C6S ■ HC4279C6S ■ HS4279C6S
	RJ45	6 FTP	Toolless IDC	□ HD4279C6F ■ HC4279C6F ■ HS4279C6F
	RJ45	6 UTP	110 IDC	□ HD4262C6 ■ HC4262C6 ■ HS4262C6
	RJ45	6 STP	110 IDC	□ HD4262C6S ■ HC4262C6S ■ HS4262C6S

CONNECTORS RJ11- RJ12

	RJ11	3	K10	□ HD4258C11N ■ HC4258/11N ■ HS4258/11N
	RJ11	3	K10	□ HD4258C11D ■ HC4258/11D ■ HS4258/11D
	RJ12	3	K10	□ HD4258C12D ■ HC4258/12D ■ HS4258/12D
	RJ12	3	AMP Barrel	□ HD4262C12 ■ HC4262/12 ■ HS4262/12

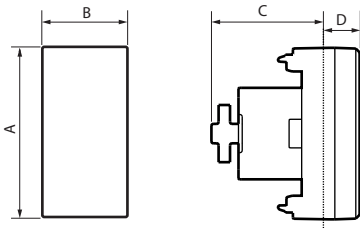
2. RANGE (continued)

TELEPHONE SOCKET MODULES		Cat. Nos.
	Master telephone socket	□ HD4238M ■ HC4238M ■ HS4238M
	Secondary telephone socket	□ HD4238S ■ HC4238S ■ HS4238S
OPTICAL FIBER SOCKETS		
	Coupling jack for optical fiber SC cable socket - duplex	□ HD4268SC ■ HC4268SC ■ HS4268SC
	Coupling jack for optical fiber ST cable socket - duplex	□ HD4268ST ■ HC4268ST ■ HS4268ST
	Coupling jack for optical fiber LC cable socket - duplex	□ HD4268LC ■ HC4268LC ■ HS4268LC

Colour code:

- White
- Tech
- Anthracite

3. OVERALL DIMENSIONS (mm)

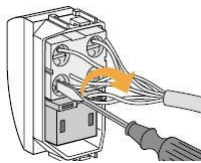


Cat. Nos.	A	B	C	D
HD/HC/HS4279C6A	45	22.3	31	13
HD/HC/HS4279C6	45	22.3	24.2	13
HD/HC/HS4279C6S	45	22.3	31	13
HD/HC/HS4279C6F	45	22.3	24.2	13
HD/HC/HS4262C6	45	22.3	25	9.5
HD/HC/HS4262C6S	45	22.3	30	9.5
HD/HC/HS4258C11N	45	22.3	17	9.5
HD/HC/HS4258C11D	45	45.1	12	9.5
HD/HC/HS4258C12D	45	45.1	12	9.5
HD/HC/HS4262C12	45	22.3	35.5	9.5
HD/HC/HS4238M	45	22.3	35.5	9.5
HD/HC/HS4238S	45	22.3	35.5	9.5
HD/HC/HS4268SC	45	22.3	11.9	27.6
HD/HC/HS4268ST	45	22.3	13	29.5
HD/HC/HS4268LC	45	22.3	19.5	16.5

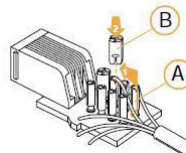
4. CONNECTION

HD/HC/HS4279C6A: toolless IDC
HD/HC/HS4279C6: toolless IDC
HD/HC/HS4279C6S: toolless IDC
HD/HC/HS4279C6F: toolless IDC
HD/HC/HS4262C6: 110 IDC
HD/HC/HS4262C6S: 110 IDC

HD/HC/HS4258C11N: K10
HD/HC/HS4258C11D: K10
HD/HC/HS4258C12D: K10



HD/HC/HS4262C12: AMP BARREL:



HD/HC/HS4238M - HD/HC/HS4238S:

Screw clamps
Stripping length (rigid or flexible cables)= 4 mm

5. TECHNICAL FEATURES

■ 5.1 Protection class

IP: 21 D
IK: 03

■ 5.2 Materials

Contacts: gold/nickel, thickness of gold > 0.8 µm minimum

Metal parts: bronze, nickel, platinum, gold

Polycarbonate PBT

For the STP products the body and the spreader are made of metal alloy with copper/nickel coating.

Material: ABS for cover plates

Colour: White - Tech - Anthracite

Halogen-free

UV resistant

Self-extinguishing:

+ 850°C/30 s for insulating parts holding live parts in place

+ 650°C/30 s for other parts made of insulating materials

■ 5.3 Climatic features

Storage and usage temperature: - 5°C to + 35°C

6. MAINTENANCE

Clean the surface with a cloth.

Do not use: acetone, tar-removing cleaning agents or trichloroethylene.

Attention: An initial test is required for the use of other special maintenance products.

7. STANDARDS AND APPROVALS

Comply with installation and production standards.

See e-catalogue.

8. PERFORMANCE

HD/HC/HS4279C6A: RJ45 cat 6A STP

HD/HC/HS4279C6: RJ45 cat 6 UTP

HD/HC/HS4279C6S: RJ45 cat 6 STP

HD/HC/HS4279C6F: RJ45 cat 6 FTP

HD/HC/HS4262C6: RJ45 cat 6 UTP

HD/HC/HS4262C6S: RJ45 cat 6 STP

HD/HC/HS4258C11N: RJ11 cat 3

HD/HC/HS4258C11D: RJ11 cat 3

HD/HC/HS4258C12D: RJ12 cat 3

HD/HC/HS4262C12: RJ12 cat 3

HD/HC/HS4238M: UK master telephone socket BS6312-2-1, BS6312-2-2

HD/HC/HS4238S: UK secondary telephone socket BS6312-2-1, BS6312-2-2

HD/HC/HS4268SC: coupling jack for optical fiber; SC cable socket - duplex

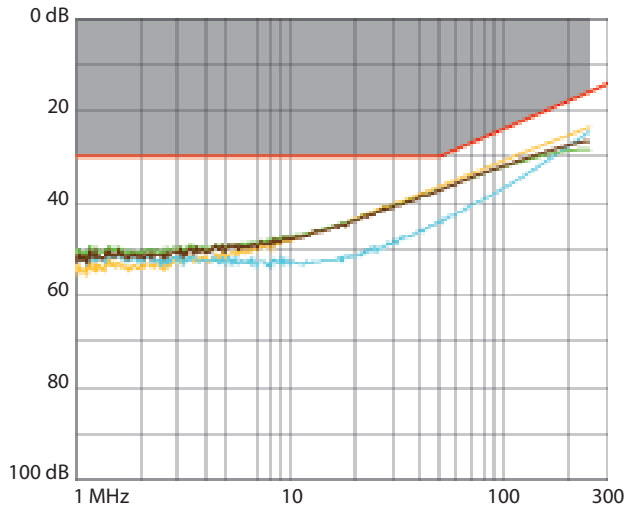
HD/HC/HS4268ST: coupling jack for optical fiber; ST cable socket - duplex

HD/HC/HS4268LC: coupling jack for optical fiber; LC cable socket - duplex

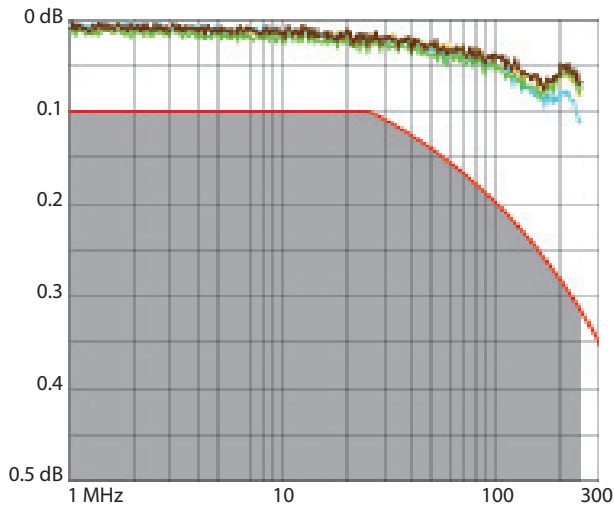
8. PERFORMANCE

■ **8.1 Performance of components (RJ 45 connectors)**

Return loss



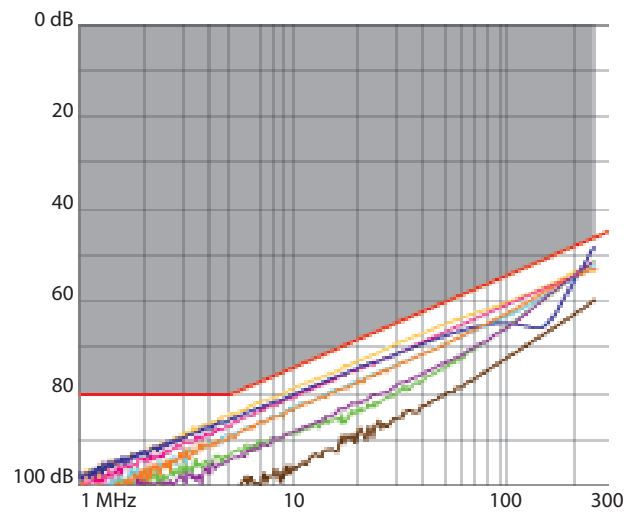
Attenuation



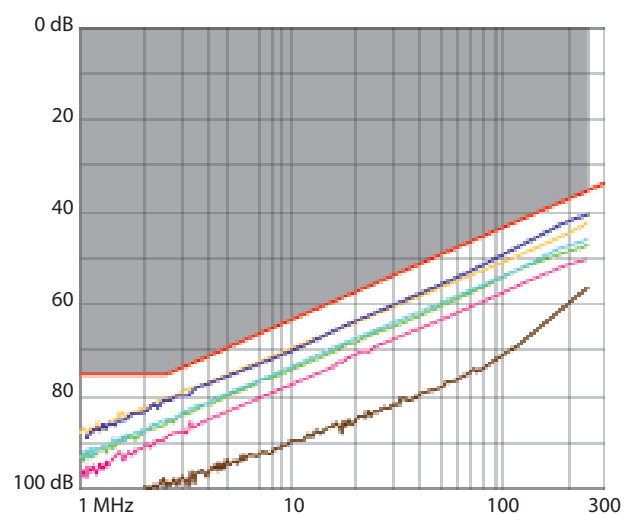
8. PERFORMANCE (continued)

■ **8.1 Performance of components (RJ 45 connectors)**

NEXT (Near end Crosstalk Attenuation)

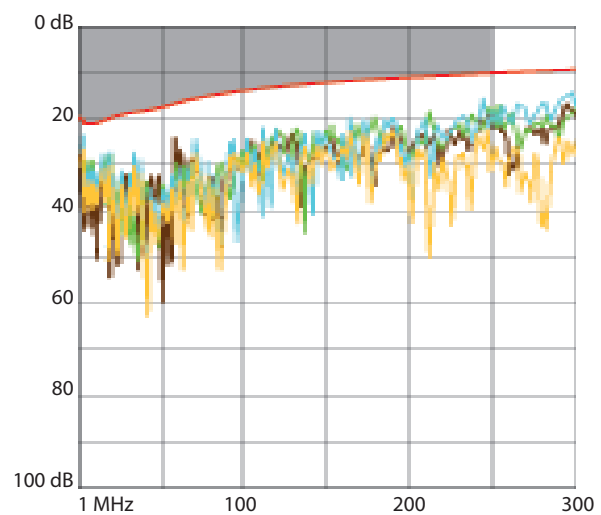


FEXT (Far end Crosstalk Attenuation)



■ **8.2 Performance of permanent link with F/UTP cable**

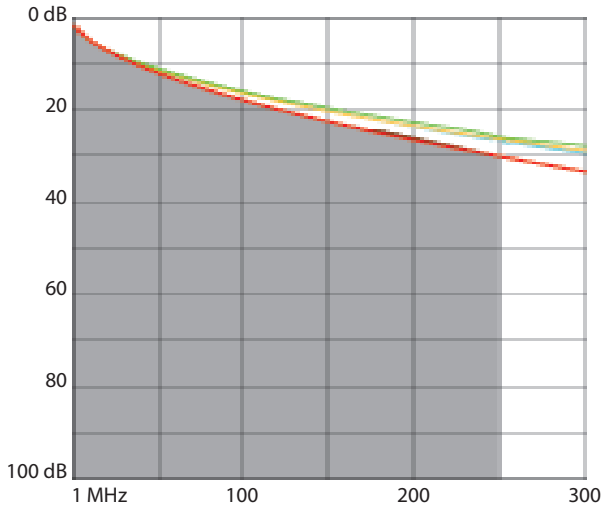
Return loss



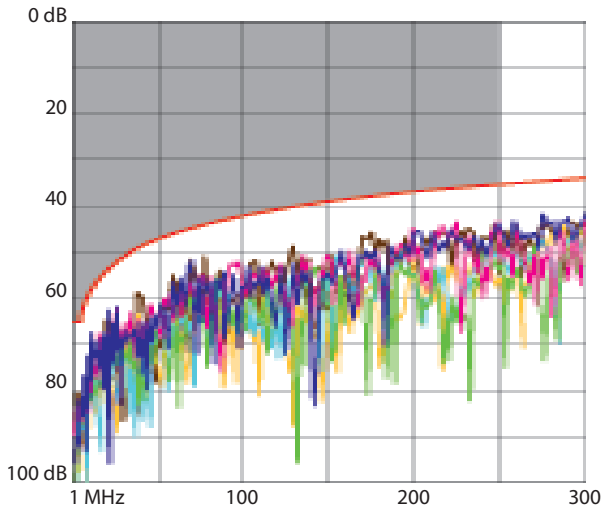
8. PERFORMANCE (continued)

■ **8.2 Performance of permanent link with F/UTP cable**

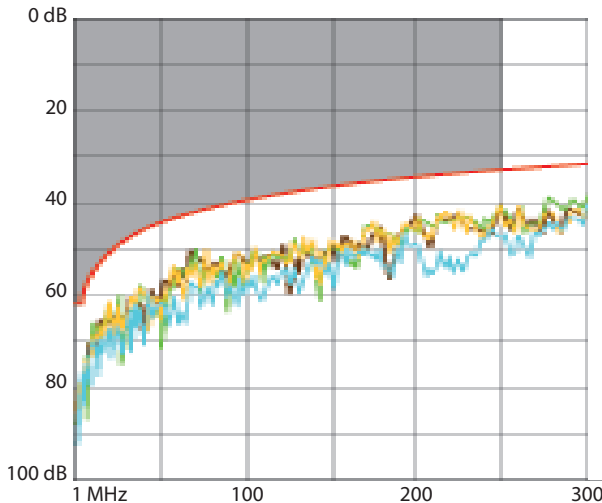
Attenuation



NEXT (Near end Crosstalk Attenuation)



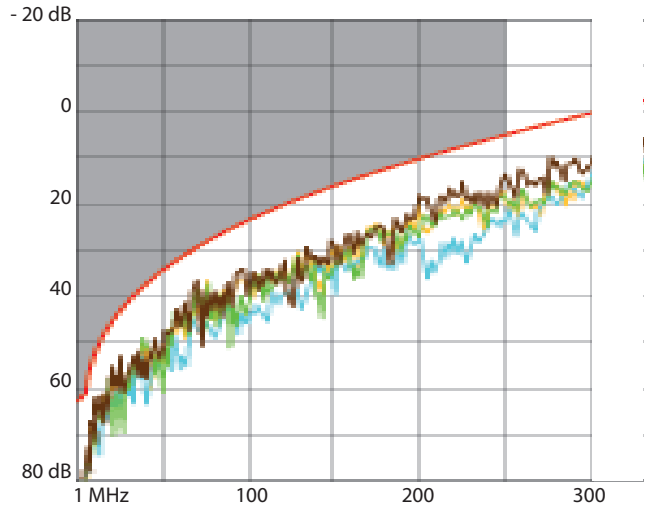
PS NEXT (Power Sum NEXT)



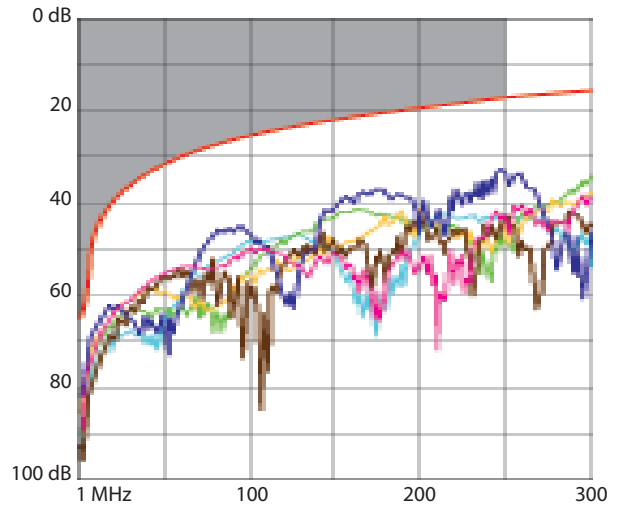
8. PERFORMANCE (continued)

■ **8.2 Performance of permanent link with F/UTP cable** (continued)

Attenuation



NEXT (Near end Crosstalk Attenuation)



Delay skew

